



S-CROSS



Standard and optional equipment available may vary for individual markets. Please enquire at your dealers, as specifications and illustrations may refer to models not available in your region. SUZUKI MOTOR CORPORATION reserves the right to change, without notice, prices, colours, materials, equipment, specifications and models, and also to discontinue models.

All photographs in this brochure were taken with relevant permission. Images of the vehicles without number plates on public roads are composite photos.



Suzuki Motor Corporation
300 Takatsuka-cho, Chuo-ku, Hamamatsu-shi, Shizuoka 432-8611 JAPAN
www.globalsuzuki.com

S-CROSS BROCHURE (E)
99999-81T05-805 2507



Cross The Line

Life brings new challenges at each stage. You're either ready to take them head on, or you're left wondering what happened. The S-CROSS makes it an easy choice. Bold, confident SUV-styling and intelligent safety performance are just the beginning. Plenty of room for friends, family and gear, and ALLGRIP technology to help you take control of any road. So don't worry about what's coming. Be ready to cross the line.

Great Looks And A Taste For Life

We are often told not to judge by first impressions, but even at a glance, the S-CROSS gives away its true character. You can tell that it's a tough SUV with loads of presence, featuring oversized upper and lower grilles that command attention and beg for adventure. But as you look a little closer you discover it's also stylish, elegant and refined.



Aggressive SUV Styling

Making a strong first impression is always important, but making a lasting one is what determines your legacy. The difference is in the details. The more you look, the more you like; and that's what the S-CROSS promises.



Front and Rear LED Lamps
Bursting with vitality and all-around coolness, the headlamps and rear combination lamps each feature three LED position lamps for a dynamic impression. The front position lamps also function as daytime running lights.



Stylised Front Grille
The impressive piano-black front grille delivers a dynamic presence that immediately sets the S-CROSS apart. The front emblem is set within a chrome-finish bar that contains the power of the grille.



Ruggedly Bold
The square, front and rear wheel arches add character to the exterior styling. Bold, silver garnishes on the front face and rear bumper deliver a strong first and lasting impression that adds to the confident SUV appearance.



Integrated Roof Rails
The silver anodised aluminium integrated roof rails are as stunning as they are functional, providing a sharp aesthetic with an aerodynamic smoothness. Available on the GL+ and GLX.



Room To Play

Even on the inside, the S-CROSS is about living large. The spacious cabin feels expansive thanks to a large front window and high side-visibility. Come and see what you've been missing.



Spacious Cabin

Ample room in both the front and rear seating areas make it easy to kick back, relax and enjoy the ride.



Panoramic Sunroof

Double sliding glass panels create an extra-large opening for the panoramic sunroof that can be enjoyed from any seat in the car. Optional for GLX.



Dual-zone Automatic Air Conditioner

Thanks to the dual-zone AC, you can personalise temperature control to match the individual preferences of driver and passenger.

Available on the GL+ and GLX.



Seat Upholstery

The elegant and ergonomically designed leather seats feature real leather on the sides and an intricate tape-weave design in synthetic leather that expresses the car's rugged SUV nature in the centre. The fabric seats feature the same design sense, using an embossed material for the centre panel.

Leather available on GLX, fabric available on GL+ and GL.

Front Seat Heater

The GL+ and GLX are standard equipped with seat heaters with high and low settings for the driver and front passenger. A heater duct for rear passengers is also standard.



Adjustable Rear Seatback

The rear seatback is adjustable to two settings to increase comfort or maximise cargo space.

Available on the GL+ and GLX.

Stay Within Reach


Heading out on a new adventure doesn't mean leaving the world behind. The S-CROSS features technology and functions that help keep you in tune with your lifestyle and your car.



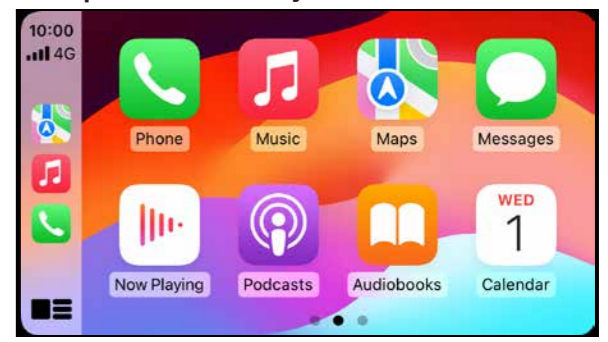
9-inch display audio system

The display audio features the latest in digital convenience, including Apple CarPlay®, Android Auto™, voice recognition and hands-free Bluetooth® calling. Standard features also include navigation system, radio, music and movie USB, iPod and Bluetooth® music playback. Keeping you in-tune with the vehicle, the 9-inch HD display can also show a wide range of information such as fuel economy, driving range, hybrid energy flow, warnings, rear-view camera and 360 view camera.


*Availability depends on market.



Smartphone Connectivity



Apple CarPlay works with your iPhone and Siri to help you get directions, make calls, play music, and send and receive messages using voice commands or the display audio touch panel interface.



Android Auto™ lets you use voice commands to send messages, get directions, control media and perform other actions. Just say, "Hey Google" or long press the voice control button on the steering wheel to get started.

Apple CarPlay is supported in the countries listed at the following link: <https://www.apple.com/ios/feature-availability/#applecarplay-applecarplay>
 For more details, including iPhone models and iOS versions compatible with Apple CarPlay, see: <https://www.apple.com/ios/carplay/>
 Android Auto is supported in the countries listed at the following link: <https://www.android.com/auto/>
 To use Android Auto on your car display, you'll need an Android™ phone running Android 8 or higher, an active data plan, and the Android Auto app.
 Apple, Apple CarPlay, iPhone and Siri are trademarks of Apple Inc., registered in the U.S. and other countries.
 Google, Android, Android Auto, YouTube Music and other marks are trademarks of Google LLC.
 Bluetooth is a registered trademark of Bluetooth SIG, Inc.
 Wi-Fi is a registered trademark of Wi-Fi Alliance®.

10 The meters, navigation display and air-conditioning display panel are for shown for reference purposes only, and are different from the actual display.

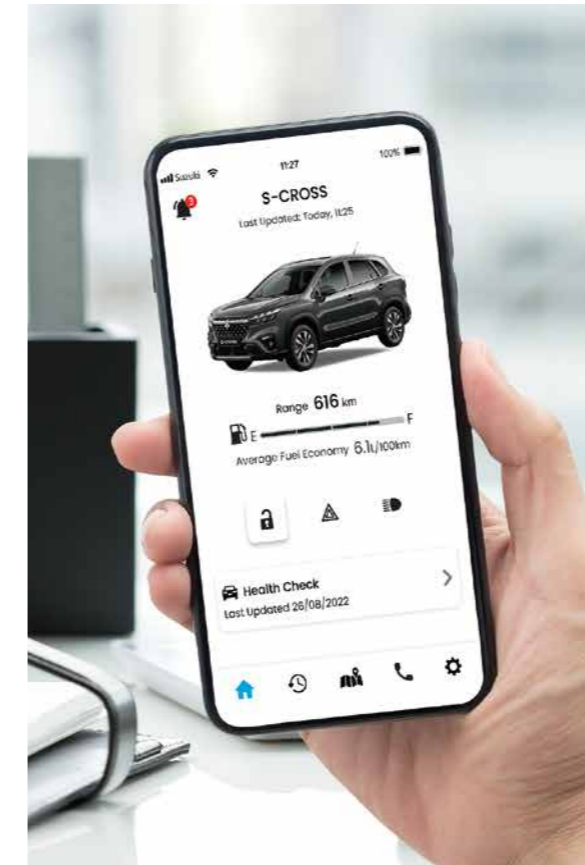
Feel The Connection

Owning a Suzuki has never been so effortless. Enjoy the convenience of staying in contact with your car, always knowing its needs and usage right on your smartphone.



SUZUKI connect

Seven service functions available through the SUZUKI CONNECT app let you keep tabs on your car at all times. Just download and install to communicate with your car like never before.



Status Notification

Status Notification lets you know when you've forgotten to lock the doors or turn off the lights. The doors can be locked remotely. You can also check fuel level, cruising range and average fuel consumption right on the app home page.



Parked Car Locator

This function lets you know where you last stopped the engine to help you find your car easily in large parking lots simply by looking at the map on your smartphone. You can also share the parking location with your family and friends by email or short message.



Driving History

Check and manage driving history data for the past 18 months. Separate data by driver or by trip and categorise according to private or business use. You can even export the data as a CSV file for your records.



Geofencing and Curfew Alert

By setting area and time parameters, you know when the car has left or entered the determined area. Curfew alert notifies you when the car has failed to return home at a set time.



Security Notifications

Two types of security notification functions let you know if your parked car has been broken into and the alarm triggered or if the engine has been started when you are supposedly not using it.



Warning Light Notification

If there's a problem with your car, a notification will be sent to your smartphone, indicating the cause and recommended actions. Use the app to call the dealer or ask for roadside assistance.



Periodic Maintenance / Recall Notification

When the time for scheduled maintenance approaches, a reminder is sent to your smartphone so you don't forget. And in the event of a service campaign or recall, the information is also sent as a notification.

Work Hard, Play Harder

The S-CROSS understands that life is meant to be enjoyed. Whether part of your daily commute or the start of a new chapter in your life, the S-CROSS delivers on its promises.



Flexible Luggage Space

The 60:40-split rear seatback and multi-position luggage area board make it easy to accommodate a variety of cargo.



Overhead Console

The overhead console incorporates convenient map lamps and a sunglasses holder.



Front Centre Console Box

The front centre console box includes a built-in USB port and offers a convenient space to store small items.



Rear Centre Armrest

The retractable centre armrest includes two cup holders for rear passengers. Available on the GL+ and GLX.



Front Centre Armrest

The front centre armrest position can be adjusted for driver comfort and incorporates a console box for storing small items.



Seatback Pocket

A pocket on the back of the front passenger seat conveniently holds maps, books or your tablet.

More For The Road

The S-CROSS mild hybrid system is there to enhance response and power when needed or maximise fuel efficiency when you're taking your time. Paired with a sprightly 1.4-litre engine, there's no need to sacrifice.



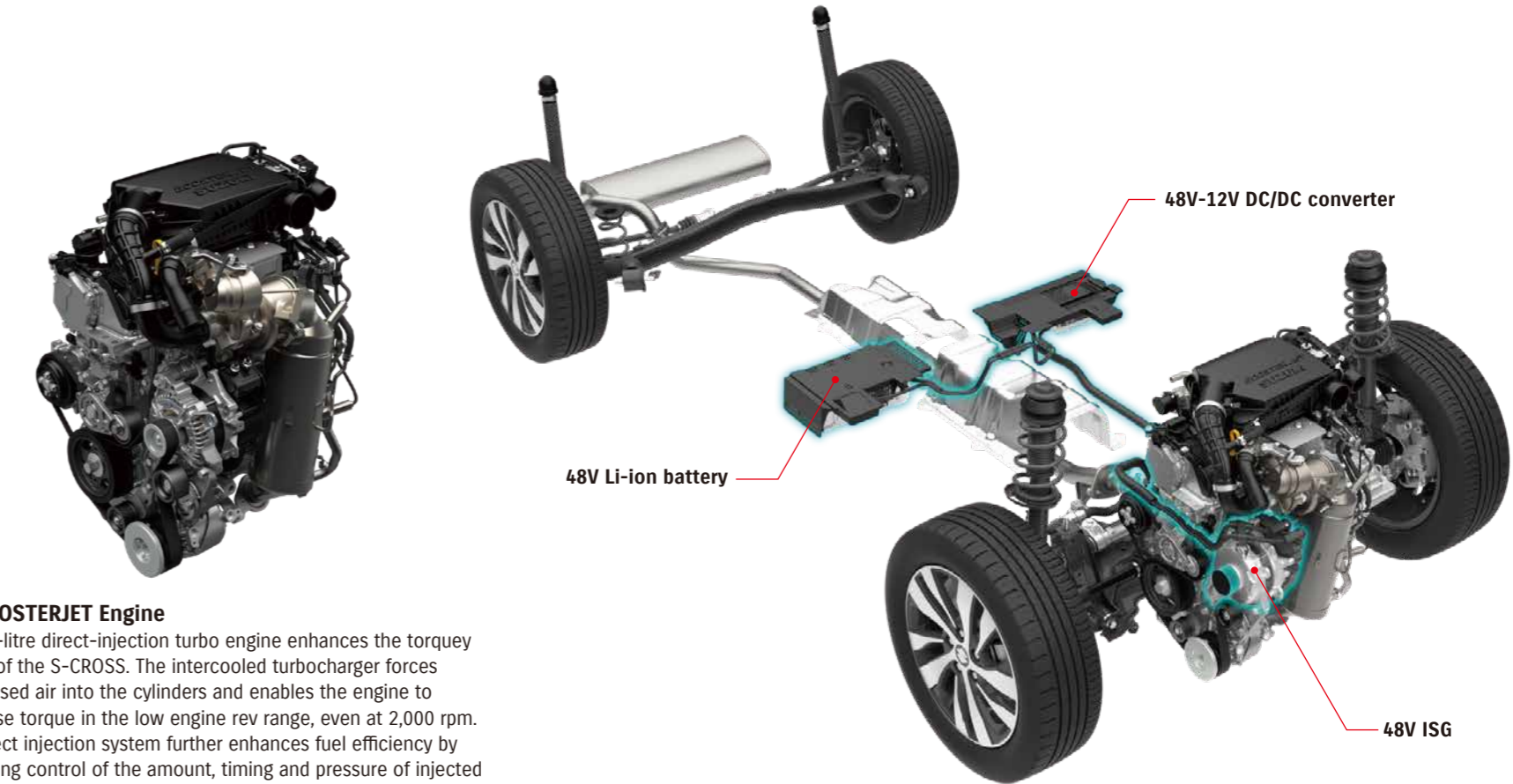
48V SHVS Mild Hybrid System

The 48V SHVS mild hybrid system consists of a 48V Integrated Starter Generator (ISG) with electric motor function, 48V lithium-ion battery and 48-12V DC/DC converter. With a greater supply voltage than conventional 12V, it increases both regenerated energy from deceleration and the amount of electric motor assist to suppress fuel consumption and enhance driving performance. While prioritising fuel efficiency in normal driving situations, the system adds electric motor torque to the engine torque by using either of two functions (torque-fill control or torque boost) when it judges that the driver is requesting quick acceleration. Moreover, the electric motor idles the engine and eliminates fuel use during deceleration to further enhance fuel efficiency*.

* The electric motor doesn't idle the engine while the air conditioner is in use or the remaining battery power level in the information display is 3 or lower.



48V SHVS MILD HYBRID



1.4 BOOSTERJET Engine

The 1.4-litre direct-injection turbo engine enhances the torque driving of the S-CROSS. The intercooled turbocharger forces pressurised air into the cylinders and enables the engine to maximise torque in the low engine rev range, even at 2,000 rpm. The direct injection system further enhances fuel efficiency by optimising control of the amount, timing and pressure of injected fuel in direct fuel injection. In addition, fuel efficiency is also raised by a high compression ratio, electric intake VVT and cooled EGR.

ALLGRIP For Crossing Any Road


The S-CROSS is an all-around SUV, putting you in control in any driving situation thanks to ALLGRIP SELECT. Suzuki proprietary 4WD technology gives you the ability to take on any road.



ALLGRIP SELECT

Four Selectable Modes

Four easily selectable modes let you choose the 4WD setting that best matches the driving conditions. Just choose and drive with the confidence



Auto

Prioritises fuel economy in typical driving conditions, only switching to 4WD when slippage is detected.



Sport

Increases cornering performance by allocating additional torque to the rear wheels. Sport mode also optimises accelerator-torque characteristics to increase engine response.



Snow

Provides excellent stability and enhanced traction, especially during acceleration, on snow, unpaved or other slippery surfaces.



Lock

This mode delivers maximum torque to the rear wheels to get you out of sticky situations such as deep snow, mud or sand. Automatically switches to Snow mode at 60 km/h.



Protection All Around

Wherever you go, feel assured that Suzuki safety technology is keeping a close watch. Advanced active safety features and the latest in sensor and digital technology combine to make travelling in the S-CROSS comfortable and relaxing.

Suzuki Safety Support*

Suzuki is committed to providing safety and peace of mind for a range of driving situations. One of the most important aspects of a comfortable and stress-free ownership experience is confidence in regards to your car and your driving. Suzuki Safety Support quite simply makes driving more enjoyable.

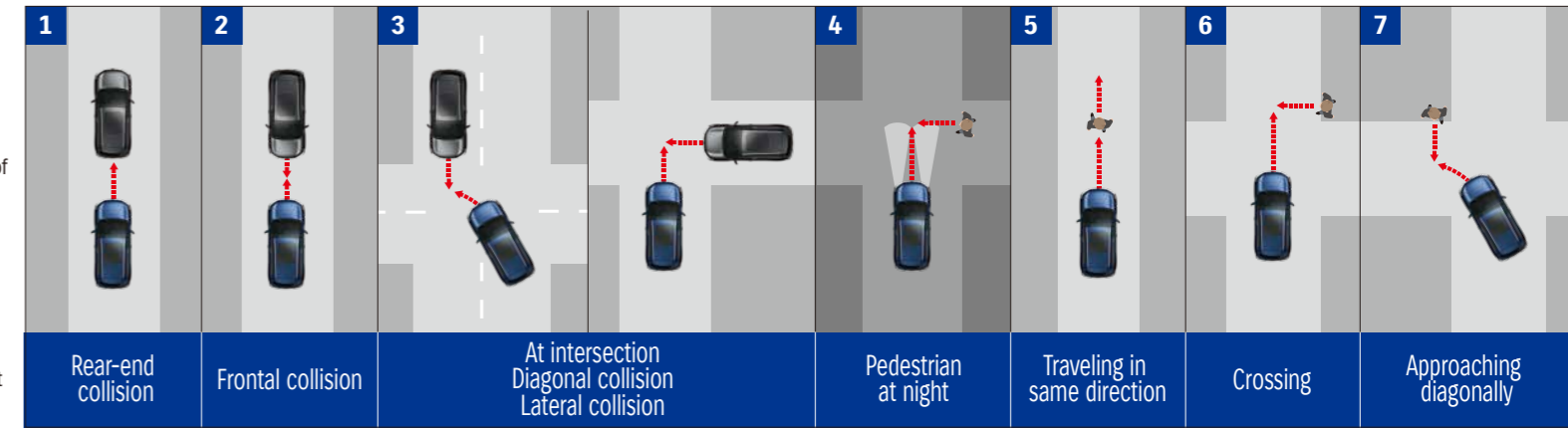
*There is a limit to the ability of cameras, sensors, DMS camera and DMS LED to detect obstacles, lanes, traffic signs and driver. Please do not rely on these systems alone. Always drive safely. Recommended vehicle-to-vehicle distance varies depending on vehicle speed.



Dual Sensor Brake Support II (DSBS II)

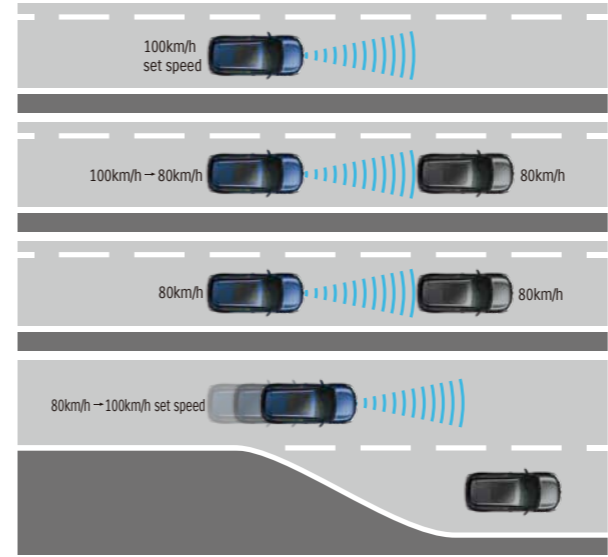
Millimetre-wave radar and a monocular camera are employed to detect vehicles, motorcycles, bicycles (daytime only) and pedestrians directly or diagonally ahead of the vehicle. If a collision seems possible, audio and visual warnings are issued to alert the driver. If the driver brakes with insufficient force, brake assist automatically engages to help slow the vehicle. And if the probability of a collision increases, the system automatically applies brake force to help reduce impact force and mitigate damage.

DSBS II Detection Situations



Adaptive Cruise Control (ACC)

ACC helps reduce driver fatigue on long trips. It is also linked to the traffic sign recognition system to help drivers comply with posted speed limits. The ACC is activated by single operation when the switch on the steering wheel is pressed. In traffic the system uses millimetre-wave radar and a monocular camera to measure the distance to the vehicle ahead, and will accelerate or decelerate the vehicle as needed to maintain a set distance. If the road ahead is clear, it will maintain the speed the vehicle was traveling when the switch was pressed. (On AGS-equipped models, ACC disengages when the vehicle comes to a stop. On MT-equipped models, ACC disengages at speeds of approximately 30 km/h or less.)

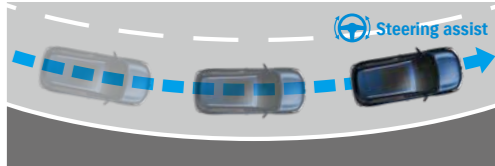


- 1. Constant speed control**
If there are no vehicles ahead, the speed set by the driver is maintained.
- 2. Deceleration control**
Speed is reduced to match the speed of the vehicle ahead.
- 3. Following speed control**
Speed is maintained to match the speed of the vehicle ahead.
- 4. Acceleration control**
If the vehicle in front departs from the lane and there is sufficient distance from any additional vehicle ahead, the S-CROSS automatically reaccelerates to the set speed.



Lane Keep Assist (LKA)

When adaptive cruise control is activated, LKA helps the driver maintain the vehicle's position in the centre of the lane. When lane markings are unclear, the system utilises information detected from the preceding vehicle's driving trajectory.



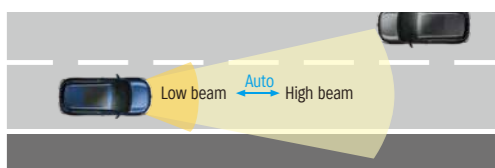
Lane Departure Prevention (LDP)

When driving, LDP detects the left and right lane demarcation lines and predicts the vehicle's path. If the vehicle begins to drift from the lane due to driver inattention, the system alerts the driver by vibrating the steering wheel or sounding an audio alert. And if the system determines there is a high probability of lane departure, it provides steering assistance to help the driver return to the centre of the lane.



High beam assist

When the headlamps are on high beam and there are oncoming or preceding vehicles in front, or if the car is being driven in a well-lit area, the headlamps automatically switch to low beam. The headlamps automatically return to high beam when there are no oncoming or preceding vehicles in front of the car, or when the surrounding area is poorly lit. (Active only at speeds above 40 km/h.)



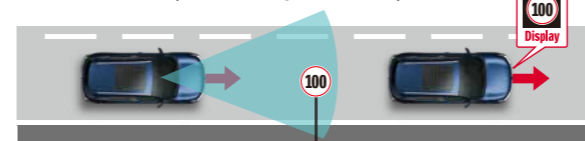
Watching Over You

You never know when lighting will strike, so it's good to know that the S-CROSS features the latest technology for assisting you in any type of driving situation.



Traffic Sign Recognition

This system utilises the monocular camera to detect traffic signs such as speed limit signs and no passing signs, and alerts the driver by displaying icons of the signs on the multi-information display. When the speed limiter is engaged, vehicle speed is regulated to help drivers stay within the posted limit.



Detect before passing traffic signs Display traffic signs

Road sign type		Road sign example		Road sign type		Road sign example	
Speed limit	Specific			Stop			
	Suggested					Roadwork ahead	
Posted speed ends				Pedestrian crossing			
No passing				Other signage			

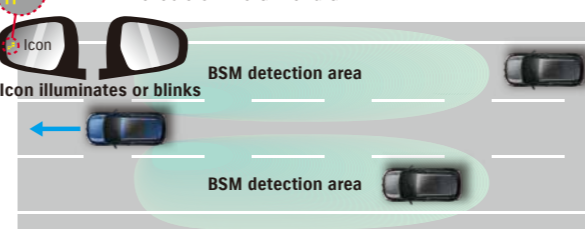
Note: Due to the variety of traffic signs in various jurisdictions, some may not be detected by TSR.



Blind Spot Monitor

The blind spot monitor uses millimetre-wave radar sensors in the rear bumper to detect vehicles located in or approaching the rear blind spots on either side of the vehicle. When a vehicle is detected, a warning icon appears in the door mirror. If the driver activates the turn signal to change lanes, the icon flashes and an audio warning sounds.

Available on the GL+ and GLX.



Rear Cross Traffic Alert

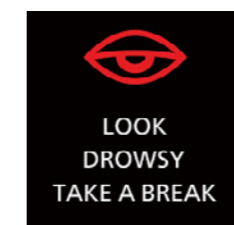
When backing out of a parking space, for example, this function helps you avoid collisions. If the sensors detect a vehicle approaching the rear blind spots, a warning sound, a flashing side-mirror indicator and a notification in the multi-information display alert you to the situation.

Available on the GL+ and GLX.

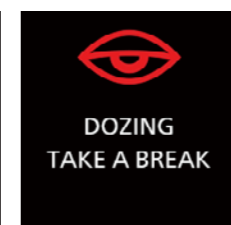


Driver Monitoring System (DMS)


A camera built into the instrument panel monitors the driver's eyes and face. If the system detects that the driver is drowsy, falling asleep, or looking away from the road, it sounds a warning alarm and displays an alert message on the information display.



Drowsiness alert
The system detects driver drowsiness by monitoring the degree of eyelid closing and yawn frequency. If the system detects driver drowsiness while the vehicle is moving at a speed of approximately 65 km/h or more, it alerts the driver to take a break by sounding an alarm and displaying an alert message on the information display.



Dozing alert
If a driver falls asleep and the system detects that the driver's eyes have been closed for more than a certain period of time while driving at a speed of approximately 65 km/h or more, it alerts the driver to take a break by sounding an alarm and displaying an alert message on the information display.



Distracted driving alert
If the system detects that a driver has been looking to the side for more than a certain period of time while driving at a speed of approximately 20 km/h or more, it alerts the driver by sounding an alarm and displaying an alert message on the information display.

360 View Camera

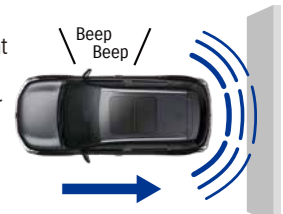
The 360-degree view provides added safety and convenience. It uses four cameras (front, rear and both sides) to offer a variety of views, including 3D view for safe starts and top view for safer parking. Available on the 9-inch display audio, which is standard on the GLX. The 360 view camera does have some blind spots and is not a replacement for safe driving. Please do not rely on this system alone. Always drive safely.



3D view Top view

Parking Sensors

Ultrasonic sensors in the front and rear bumpers detect obstacles and warn the driver with sounds and graphics on the multi-information display. Front sensor is available on the GL+ and GLX.



Hill Hold Control

The hill-hold control function makes hill-starts easy by preventing the vehicle from rolling backward when the driver moves his or her foot from the brake pedal to the accelerator pedal.



eCall

In the event of a serious collision, the eCall system sends an automated message with the vehicle's current location to emergency services. The system can be activated automatically by in-vehicle sensors after a crash, or manually by vehicle occupants pushing the SOS button.

