

Color Variations



Pearl Brilliant White / Metallic Triton Blue (BQJ)



Pearl Matte Greige (Q2A)



Glass Sparkle Black (YVB)

Specifications

Overall Length	2,160 mm (85.0 in)
Overall Width	910 mm (35.8 in)
Overall Height	1,295 mm (51.0 in)
Wheelbase	1,445 mm (56.9 in)
Ground Clearance	135 mm (5.3 in)
Seat Height	795 mm (31.3 in)
Curb Weight	211 kg (465 lbs)
Engine Type	4-stroke, 2-cylinder, liquid-cooled, DOHC
Bore × Stroke	81.0 mm × 62.6 mm (3.2 in × 2.5 in)
Engine Displacement	645 cm³ (39.4 cu. in)
Compression Ratio	11.2:1
Fuel System	Fuel injection
Starter System	Electric
Lubrication System	Wet sump
Transmission	6-speed constant mesh
Primary Reduction Ratio	2.088 (71 / 34)

Final Reduction Ratio		3.066 (46 / 15)
Suspension	Front	Telescopic, coil spring, oil damped
	Rear	Link type, coil spring, oil damped, spring preload adjustable
Rake/Trail		25° / 106 mm (4.2 in)
Brakes	Front	Disc, twin
	Rear	Disc
Tires	Front	120/70ZR17M/C (58W), tubeless
	Rear	160/60ZR17M/C (69W), tubeless
Ignition System		Electronic ignition (transistorized)
Fuel Tank Capacity		17.4 L (4.5/3.8 US/Imp gal)
Oil Capacity (overhaul)		3.0 L (3.2/2.6 US/Imp qt)
Maximum Output		54 kW/8500 rpm
Maximum Torque		64 Nm/6800 rpm
Fuel Consumption		23.8 km/L (4.2 L/100 km) in WMTC
CO <sub>2</sub> Emissions		97 g/km

(European specifications shown)

Standard and optional equipment available may vary for individual markets. Please enquire at your dealers, as specifications and illustrations may refer to models not available in your region. SUZUKI MOTOR CORPORATION reserves the right to change, without notice, prices, colors, materials, equipment, specifications and models, and also to discontinue models.

All photographs in this brochure were taken with relevant permission. Images of the vehicles without number plates on public roads are composite photos.



Suzuki Motor Corporation

300 Takatsuka-cho, Chuo-ku, Hamamatsu-shi, Shizuoka 432-8611 JAPAN  
www.globalsuzuki.com

SV-7GX (SV650GX) M7 Product Information  
99999-A043-261 Nov.'25



SV-7GX







With every beat,  
the experience expands



Introducing the all-new Suzuki SV-7GX, a crossover designed to bring unmatched versatility to the midweight class. Inspired by the spirit of the iconic SV650, it blends the sharp agility of a sportbike with the upright comfort and confidence of an adventure tourer. At its core is Suzuki's legendary 645 cm<sup>3</sup> V-twin engine, refined over decades for smooth, dependable power. Now enhanced with ride-by-wire throttle, selectable drive modes, traction control, and a quick shifter, the SV-7GX is ready for city commutes, winding backroads, and long weekend rides alike.







With every beat,  
the experience expands





# Bold, Refined and Sporty

The SV-7GX strikes a bold, refined silhouette that blends adventure-tourer presence with sportbike agility. Its sharp half-cowl, sculpted side panels, and slim trellis frame deliver both striking style and functional wind protection. With premium finishes, an adjustable windscreen, and integrated practicality, the SV-7GX embodies athletic design crafted for real-world riding comfort.

Notes: 1. Vehicle shown is equipped with accessories. 2. This image was captured under special permission and in a traffic-controlled environment. In normal circumstances, parking in this manner is not permitted.



## Headlight and Position Lights

A compact LED projector headlight delivers powerful low and high beams, flanked by slim LED position lights that form a sharp pair of “eyes.” Inspired by the GSX-S1000GX, this dynamic design gives the SV-7GX a distinctive, forward-leaning presence and unmistakable family identity.



## Rear Combination Light

The sleek LED rear combination light and turn signals enhance visibility while adding a modern, premium touch that complements the SV-7GX’s sporty crossover styling.



## Full-Color TFT Display

The full-color TFT screen offers crisp visibility in any light, with multiple layouts for ride data or touring info. Automatic brightness adjustment ensures clarity, while advanced connectivity enhances ease-of-use.



## Tapered Aluminum Handlebar

The handlebar is closer to the rider and wider, providing a higher eye point and a more relaxed riding posture. Integrated bar weights and optimized grip angles reduce vibration, enhancing comfort.

## Slim Body, Low Seat—For Comfort

A slim midsection and 795 mm seat height ensure easy reach to the ground, while thicker, contoured cushioning enhances comfort for both rider and passenger on longer journeys.



## Adjustable Windscreen

Three-position, 50 mm adjustable windscreen allows tailored wind protection for various riders.



## Ergonomic Seat

Thicker, contoured padding enhances long-ride comfort, with a low 795 mm seat height.



## Knuckle Covers

Integrated knuckle covers enhance comfort and style while deflecting wind and debris.



## Rear Carrier

Standard rear carrier with integrated grab rails adds touring utility and passenger comfort.





## V-Twin Engine. Proven Reliability

At the heart of the SV-7GX is Suzuki's legendary 645 cm<sup>3</sup> V-twin, celebrated for smooth torque, slim design, and proven reliability. With over 25 years of refinement and over 500,000 units produced, it has now been upgraded to deliver character-rich performance perfectly suited to today's versatile crossover riding.




### Dual Spark Technology

Two spark plugs per cylinder ignite with precision, boosting combustion efficiency for smoother power delivery and reduced emissions.



### Pistons and Rings

Lightweight resin-coated pistons and L-shaped rings minimize friction, enhance sealing, and improve efficiency for smoother performance and lower emissions.



### V-Twin Engine

The SV-7GX's 90° V-twin delivers strong, accessible power across the rev range. Smooth low-end pull builds into a surging midrange, with composed performance at higher rpm. This balance of torque, refinement, and versatility makes it equally confident in city traffic, on open highways, or on winding backroads.



### Electronic Throttle Control

Ride-by-Wire finely controls the relationship between throttle action and engine output characteristics for more faithful response.

### Low RPM Assist

Automatically slightly raises engine speed at takeoff and low speeds, reducing the chance of stalling for smoother starts and effortless stop-and-go riding.

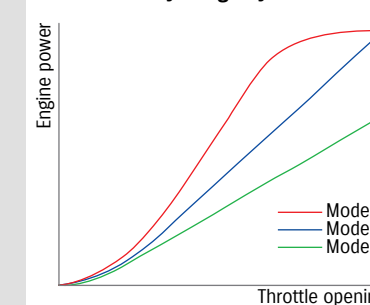
# Suzuki Intelligent Ride System (S.I.R.S.)

S.I.R.S. is an advanced suite of rider assist technologies, tailored to enhance performance, adaptability, and confidence across diverse riding conditions. With easily adjustable settings, riders of all experience levels can fine-tune control to match skill, preference, and terrain. The result is a smoother, more predictable, and less fatiguing ride—making every journey more enjoyable, whether spirited cornering or relaxed commuting.

### Suzuki Drive Mode Selector (SDMS)

SDMS offers three selectable riding modes so riders can instantly tailor the bike's character to suit road conditions, personal skill, or mood—for everything from confident comfort to sporty precision with just the touch of a button.

Power delivery image by mode



#### Mode: A

Provides sharper, more aggressive throttle response and a noticeably stronger feeling of power than that experienced on the SV650, for sportier riding performance.

#### Mode: B

A careful balance of throttle response and overall stability for everyday use in a wide range of road conditions.

#### Mode: C

A softened throttle delivery and gentler torque characteristics to improve controllability and ease of use, which gives newer mid-sized motorcycle riders a greater feeling of confidence, especially in wet conditions.

### Suzuki Traction Control System (STCS)

The Suzuki Traction Control System continuously monitors wheel speed, throttle position, and some vehicle conditions, adjusting engine output when wheel spin is detected to optimize grip across varying road surfaces. By reducing unwanted wheel spin, it delivers smooth, controlled power application that boosts rider confidence in wet, uneven, or slippery conditions. Riders can easily select from multiple intervention levels, or switch the system off entirely, depending on their skill, preference, and riding environment. This advanced system transforms performance into predictability, making the SV-7GX equally reassuring for urban commutes or spirited weekend rides.

Note: The Suzuki Traction Control System is not a substitute for the rider's throttle control. It cannot prevent loss of traction due to excessive speed when the rider enters a turn and/or applies the brakes.

### Quick Shift System

This system enables seamless clutch-free gear changes both up and down the gearbox. Upshifts are executed with silky smoothness and uninterrupted acceleration, while downshifts benefit from automatic hands-free blipping and balanced engine braking. The result is a ride that feels more responsive, less fatiguing, and far more intuitive—whether weaving through city streets or powering through winding backroads.






# Agility and Stability

The SV-7GX combines rigidity and engineered flex for stable, agile handling and crossover-class comfort, with a low center of gravity for stability and quick, predictable steering response.




## Chassis

The lightweight trellis-style steel frame combines slim, compact proportions with a refined appearance, delivering excellent rigidity and balance that contribute to agile handling and confident stability, whether riding solo, two-up, or with luggage.



## Suspension

The SV-7GX's refined suspension delivers the ideal balance of comfort and sportiness, ensuring smooth high-speed stability, confident urban control, and exceptional ride comfort.



## Brake System

Powerful 290 mm dual front discs with 4-piston calipers and a 240 mm rear disc deliver confident stopping performance, while the ABS supports balanced, controlled braking across diverse surfaces and conditions.

Note: ABS is not designed to shorten the braking distance. ABS cannot prevent wheel skidding caused by braking while cornering. Please ride carefully and do not overly rely on ABS.



## Wheels and Tires

The SV-7GX's new 10-spoke aluminum wheels feature striking color accents and Pirelli Angel GT II tires, delivering superb grip, stability, and durability for confident performance.

# Genuine Accessories

Blending everyday practicality with touring capability, the SV-7GX offers built-in functionality and durable, seamlessly integrated accessories that enhance utility without compromising its compact, crossover character.

Note: only selected accessory items are listed, not the full range.



Adds another 80 mm of height over the standard for increased wind protection on long rides.



The optional extra comfortable seat is 25 mm higher and offers plush extra foam.



Durable nylon. Capacity expandable to 14 liters. 3 kg maximum.



The volume is expandable from 15 L up to 20 L per case. 3 kg maximum. Separately sold Soft Side Case Bracket Set required.



Maximizes baggage capacity without affecting rider or passenger comfort. Separately sold Top Case Adapter Plate required. 3 kg maximum.